

# JO BEAU<sup>®</sup>

great in nature<sup>™</sup>



100% MADE IN BELGIUM

**CATALOGUE**

# PRODUCT OVERVIEW

<b>WOODCHIPPERS</b> .....	<b>4</b>
M200 .....	6
E200 .....	6
M300 .....	8
E300 .....	8
T300 .....	10
R300 .....	10
H300 .....	10
W300 .....	10
M400 .....	12
M400 Highway .....	12
M500 .....	14
T500 .....	16
H500 .....	16
<b>STUMPGRINDERS</b> .....	<b>18</b>
B13-90 .....	20
B24-100 .....	22
B31-100 .....	24
B37-110 .....	24
B37-110 RC .....	24
<b>SCARIFIERS</b> .....	<b>26</b>
V460 .....	28

The technical data of all machines can be found at the back.



## THE JO BEAU SLOGAN READS: STRONG, UNIQUE, BELGIAN!

Are you a professional? Then Jo Beau offers the best supplement for your machinery! Why? The Jo Beau gardening machines are Belgian to perfection. Our own design, development and in-house production are the basis of the growth Jo Beau has experienced in recent years. From design to end product: it all happens in Bruges!

Our gardening machines are completely designed for your ease of use: their compactness makes them easy to use even in highly urbanised environments. In addition, all Jo Beau gardening machines are subject to strict quality

requirements and invariably meet the required level of safety (CE - Conformité Européenne). Delivering high quality, innovative and above all safe gardening machines; that is what we strive for. Today, Jo Beau wins the home match on Belgian soil, but he is also very popular far beyond the country's borders!

Jo Beau strives for a standard and wants to stand out as an elite product. A product for the rental specialist, professional & demanding garden lover.

*Christophe Beauprez*



# JO BEAU WOODCHIPPERS

## THE JO BEAU CHIPPERS: INVARIABLY TAILORED TO THE CUSTOMER'S NEEDS!


Almost every Jo Beau woodchipper can be personalised with various options tailored to the user. Including:

- A low input of branches and corresponding greenery.
- An automatic input of branches and green.
- Ejecting up to 8 metres (26 feet) of wood chips.
- Wood chippers that fit through any gate or doorway.

## DE JO BEAU WOODCHIPPERS: THE ADVANTAGES AT A GLANCE!

- Unseen working speed
- Top ergonomics
- Minimal maintenance costs
- Extremely compact
- High power
- Safe and secure
- Inhouse design and production
- 100% Belgian

Curious to find out which chipper or wood chipper best suits your needs and wishes? Do not hesitate to contact us!



Are you active in horticulture? Or are you a rental specialist or arborist? Then you have come to the right place! Jo Beau has a varied range of robust and professional shredders, invariably equipped with the innovative Jo Beau Drum Technology™. And the advantages?

### WOODCHIPPERS WITH JO BEAU DRUM TECHNOLOGY™: HOW DOES IT WORK?

The renowned Jo Beau Drumtechnology™ can be found in our Jo Beau wood chippers, ensuring the simplest and most profitable way of chipping. Thanks to its unique design, both the branches as the green can be introduced in an ergonomic way, and afterwards the unique wood chips are blown off powerfully. The most obvious features are the unmatched working speed, the ergonomics and the minimum maintenance costs. Moreover, our chippers are very compact, with a very high power. Thanks

to the compact format, our chippers are fit for each small door and opening. This ensures that you do not have to carry the garden waste through the house, but you chip it on the spot in the garden. This results in an enormous gain of time, and as you know: 'time is money'.

All Jo Beau chippers are designed and manufactured inhouse. This also applies to our unique chipper knives, integrated in the technology.



## M200 WOODCHIPPER

## E200 WOODCHIPPER



## 200-SERIES

### COMFORT & ERGONOMICS

The **Jo Beau 200 series** woodchippers are compact, light but robust professional chippers equipped with **large pneumatic tyres** for **easy manoeuvrability**. The voluminous infeed hopper is at hip height for the most ergonomic infeed of branches and greenery. With a chipping capacity of up to **6cm** (2.36 In) in diameter -resulting in **2.5m<sup>3</sup>** (88.29 ft<sup>3</sup>/h) of chips per hour- this woodchipper meets all the requirements for the demanding garden lover and professional.

### CAPACITY

Thick and highly staggered branches with accompanying greenery are effortlessly and automatically pulled into the wide feed-in opening of the wood chipper by the unique **Jo Beau<sup>®</sup> drum technology<sup>™</sup>**. The high speed of the knife drum not only ensures an unprecedented processing speed but also ensures that the beautiful wood chips are catapulted upwards out of the machine. In short, the Jo Beau drum technology<sup>™</sup> takes care of three things: pulling in the branches and greenery, chipping the branches and ejecting the woodchips upwards. Simplicity is our trump card!

## M200

This Jo Beau pro chipper is driven by a powerful **9HP Honda GX270 engine** and can therefore be used very flexibly by both the hobby gardener and the professional user. You will effortlessly get to any place, through all doors and garden gates.

## E200

Thanks to its **5.5Kw** powerful electric motor and its **0% CO<sub>2</sub> emission**, the E200 is perfect for use **inside buildings**, conservatories or just as much for outdoor work.



LARGE  
INFEEDHOPPER



Ø MAX. RECOM.  
DIAMETER 6 CM  
(2.26 IN)

M200



E200



## M300 WOODCHIPPER

## E300 WOODCHIPPER



## 300-SERIES

### INFED OPENING AND VOLUME

The **Jo Beau 300 series** chippers with their robust design & compact dimensions are a fixed value for the garden contractor who wants to process branches with a large capacity.

The low, ergonomic hopper guarantees smooth branch processing with a **diameter of 8 to 10 cm** - depending on the type of wood - up to an average capacity of **5m<sup>3</sup>** (176,57 ft<sup>3</sup>/h) of wood chips per hour! The knife drum is equipped with two rotating knives, which ensure uniform and aesthetic chippings that can be used as a gardener in any garden and can thus be left behind at the customer's premises.

### TAILOR-MADE FOR THE USER

Every customer is unique! That's why everyone can **personalise their appliance** with the various options available such as the removable ejector tube, swivel or high swivel ejector tube, lifting eyes, leading wheel, leakproof wheels, lifting bar, pull rod or maintenance meter depending on the model of wood chipper!!

### SHRED DISPOSAL

All Jo Beau woodchippers (with the exception of the W300) are equipped with an upright ejector chute as standard. After chipping, the woodchips and associated greenery are catapulted upwards by the **Jo Beau® drum technology™**. In this way, the chips can be immediately blown as a mulch layer into a flower border or onto the compost heap. **Saving time** is the biggest trump card here. You eject the chips with the greatest simplicity onto a trailer, wheelbarrow or into a container.

## M300

Equipped with a powerful **13 HP Honda GX390 engine** and its compact width of 72cm, the M300 pro-chipper has been the top of the range since the creation of Jo Beau. The **M300 'Rental Line'** is an M300 specifically built to the needs of rental companies! Easy to use, robust construction & minimum maintenance are central.

## E300

The **CO<sub>2</sub>-emission-free** E300 with its **11Kw** powerful electric motor is the best option for **indoor use**. When the motor is activated, a **minimum of decibels** is released, making working with this powerhouse even more pleasant.



OPTION  
FRONT WHEEL



Ø MAX. RECOM.  
DIAMETER 8 CM  
(3.15 IN)

M300



E300



## T300 WOODCHIPPER

## R300 WOODCHIPPER

## H300 WOODCHIPPER

## W300 WOODCHIPPER



### T300

The **PTO driven** T300 pro-chipper has been specially designed by Jo Beau® for tractors or other implement carriers with power take-off (pto/cardan). The recommended tractor power for the T300 is from **16 hp up to 30 hp**. The achievable branch diameter depends on this.

By means of the optional lifting kit, the shredder can be lifted and connected to a trailer (read: not to the chipper construction).

If you want to couple the T300 to a tractor with more power, Jo Beau® recommends the use of a universal joint shaft with torque limiter.

### R300

The R300 pro-chipper has been specially designed by Jo Beau® for **tool carriers with a mono-axis** from **16 HP**. By mounting a suitable coupling for the motor cultivator, it can be used anywhere in combination with the chipper.

### H300

The hydraulic function at the front or rear of the tool carrier allows easy use of a **hydraulically driven woodchipper**. The Jo Beau H300 is the perfect example of this. The chipper clicks into the pick-up system of the multifunction loader to guide itself through rough terrain with the greatest of ease. The woodchipper requires a minimum (or more) 'hydraulic power' of **13 HP**. ( $L \times BAR / 450 = hp$ ) of the tool carrier.

### W300

Jo Beau makes it possible to make an easy transition from mowing grass to shredding branches, with Walker's seasonal attachment 'W300 wood chipper'.

The W300 is a **100% compatible accessory** for the **Walker ride-on mower** with collection tray (from 16 hp). The knife drum that automatically pulls in the branches and associated green waste without feed rollers is driven by the cardan of the front mower. The wood chips and other chipped green waste are collected in the mower's collector and can be easily and neatly dumped in a trailer or on a compost heap.



Ø MAX. RECOM. DIAMETER 8 CM (3.15 IN)



T300



R300



H300



W300

## M400 WOODCHIPPER

## M400 HIGHWAY WOODCHIPPER



### 400-SERIES

#### INFED OPENING AND VOLUME

Remarkable with the Jo Beau 400 series is the **wide infeed opening** of 69cm for processing even larger volumes of side branches and accompanying greenery in combination with its 20 HP strong engine. The various options such as: removable piece for the rotating ejector chute, high rotating chute, leakproof wheels front and rear make the M400 extremely suitable for gardeners, tree caretakers and rental companies.

#### EXTRA POWER

Jo Beau chooses a **20 HP strong Honda GX630** that belongs in the top segment of the **2 cylinder 4-stroke engines**. The engine is also equipped with an **electric start** and hour counter. The wider knife drum provides extra weight and power during chipping.

#### FUEL TANK

The separate **10-litre metal jerry can** **avoids the risk of fire** when filling up with petrol, which once again highlights **Jo Beau's safety standard**. Switching an empty jerry can with a full one is done in no time. Everything remains clean and spilling petrol is a thing of the past.

### M400

The Jo Beau M400 is a bit heavier (220kg) due to its robust design. That is why the M400 is fitted with two large lawn tyres in combination with two pivoting castors. This guarantees **stability** and **manoeuvrability**. Optionally, the wheel sets can also be obtained leak-free. The M400 is also equipped with a solid brake. This can easily be switched on and off by hand.

### M400 HIGHWAY

The compact size and manoeuvrability of the M400 shredder is the ideal solution for many garden contractors. A large proportion of gardeners prefer to opt for a model mounted on a galvanised and sprung trailer chassis. That is why Jo Beau very recently developed the M400 'Highway™'.

The gross payload is only 750kg (1650 lbs). Anyone with a car licence can transport the machine. The weight distribution ensures good stability and roadholding. Once disconnected from the vehicle, the trailer can easily be moved by hand.



Ø MAX. RECOM. DIAMETER 10 CM (3.94 IN)



M400



260° ROTATING CHUTE

# M500 WOODCHIPPER



## M500-SERIES

### DESIGN & DEVELOPMENT

When Jo Beu thought about what the perfect chipper for the garden contractor had to look like, we soon realised that it had to be designed & produced to meet all the challenges of the **urban environment** with style and comfort. Made from **special materials** and with maximum attention to detail and quality, it had to be perfect for all working conditions.

### EFFICIENCY VS. FLEXIBILITY

A high efficiency with a voluminous machine is a logical marriage. But not a good solution for garden contractors whose jobs are behind a garden gate. The idea is to use a powerful machine in the garden to drive up to the pruning waste and **chip it on site**.

### SAVE TIME

Cleaning up pruning waste is a time-consuming and loss-making task, but unavoidable! That is why Jo Beu is **the founder of the 'self-propelled compact drum chipper'**. In this way, you save the time (and money) that you would otherwise spend taking pruning waste out of the garden, loading it in and taking it away. With its total width of 72cm, **25 HP powerful Honda iGX800 engine** and **hydrostatic drive**, the Jo Beu M500 is the shredder that comes through **rough terrain & narrow aisles** under its own power.

## M500

The M500 is equipped as standard with **tractor profile tyres** and a **rotating ejector chute**. This workhorse feels particularly at home in places where other shredders cannot reach. Railway verges, forests, orchards and vineyards... But also in 'normal' working conditions such as a garden, large or small, the M500 is a machine with unprecedented performance!



Ø MAX. RECOM. DIAMETER 12 CM (4.72 IN)

25HP

M500





## T500 WOODCHIPPER

## H500 WOODCHIPPER



### ATTACHMENT WOODCHIPPER

The machinery of many garden contractors nowadays also includes tractors and tool carriers, making an attachment chipper a perfect choice.

Jo Beau has designed two derived versions of his popular M500: the 'T500 PTO driven' shredder as well as the 'H500 hydraulically driven' version. Striking is the large feed-in opening of 790x520 mm.

### T500

Powered by the PTO at 540 or 750 rpm (depending on the thickness of the branches), the T500 is the tractor version of the self-propelled M500. The chipper, which consists of a sturdy chassis and **very wide feed hopper**, is attached to the 3-point suspension. The prescribed power of the tractor is from **30 hp up to 50 hp**. If the T500 is to be coupled to a tractor with more power, Jo Beau recommends the use of a PTO shaft with torque limiter.

### H500

The drive pulley on the H500 is equipped with a hydraulic motor. This is **driven by the hydraulic circuit of the tool carrier**.

The chipper can be connected by the pick-up system of the tool carrier. The H500 can be used everywhere where the loader can be used.

The woodchipper requires a minimum (or more) 'hydraulic power' of **24 HP** ( $L \times BAR / 450 = HP$ ) from the implement carrier. The Jo Beau® drum technology™ guarantees that branches with a diameter of up to 14 cm are effortlessly processed into decorative, even wood chips.



170° ROTATING CHUTE



Ø MAX. RECOM. DIAMETER 14 CM (5.51 IN)



T500



H500



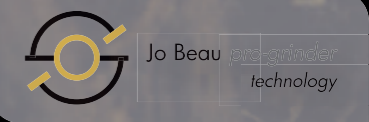
# JO BEAU STUMPGRINDER

## THE JO BEAU STUMP GRINDER: THE ADVANTAGES IN A NUTSHELL!

Almost every Jo Beau stump grinder can be personalised with various options tailored to the user's needs.

Do you have any questions? Do not hesitate to contact us!

- Minimized resistance for the user
- Top ergonomics thanks to unique two-piece chassis & adjustable handlebar
- Minimal maintenance costs
- Extremely compact
- Large working range
- Inhouse design and production
- Safe to use
- 100% Belgian stump grinders



Farewell to the trees!

In his first designs with his Jo Beau Pro-Grinder technology™, Jo Beau focused on the heavy labour involved in grinding tree stumps. That is why we brought a very strong and compact stump grinder onto the market. The innovative design in two separate parts ensures that the physical effort involved in grinding stumps is reduced to a minimum. An indispensable element in your machinery!

### CHOOSING FOR THE JO BEAU STUMPGRINDERS

In order to limit the physical effort involved in grinding, Jo Beau devised a way of making the stump cutters out of two separate parts; namely a sturdy chassis that remains stationary with a slewing grinding arm above it. In this way, resistance to the user is minimised. An innovative and unique concept in the world of tree trunk grinding! Jo Beau offers both manual, semi automatic and fully automatic stumpgrinding.

Our stump grinders are designed and manufactured in-house from solid and high quality materials. In addition to our in-house designed stump cutters, we use the Greenteeth® grindteeth, of which Jo Beau is importer, on our machines.



## B13-90 STUMPGRINDER

## B24-100 STUMPGRINDER



## MANUAL STUMPGRINDER!

Right from their first model, Jo Beu developed their stump grinders with an innovative insight with the motto '**ergonomics and comfort!**'

You secure the wheelbase by applying two brakes. In this way, the slewing ring is released and you **let the machine do the heavy work.**

The operating handlebar is easily **adjustable in height.** Depending on the physique of the operator and the working depth, the handlebar can be positioned higher or lower.

### TRANSPORT

For transport, the operating handlebar can be fully folded, so that the machine is only 1m58 (62.20 In) long.

## SEMI-AUTOMATIC STUMPGRINDER

Jo Beu had a predetermined goal to develop a **narrow, hydraulically driven stumpgrinder.** We turned it into a 64cm (25.10 In) narrow grinder of which the grinding arm can also be operated hydraulically left and right without any effort. This considerably increases the ease of use and is a lot more ergonomic.

Het bedieningsstuur kan ook compleet naar voor overgeklapt worden om het toestel compacter te maken tijdens transport of stockage.

### DOUBLE WHEELS

To guarantee stability on rough terrain, Jo Beu provides two optional wide tractor profile wheels. Thanks to a 'quick-mount system', they can be mounted or dismantled in no time at all without additional material.

### SAFETY

It must be possible to remove stumps in complete safety. Jo Beu also pays extra attention to this. A deadman's handle over the entire shape of the operating handlebar and a separate function to activate the grinding disc are two good examples of this.

### LAWN TYRES

Stumps also need to be removed in finely finished gardens, both inside and outside the city. Thanks to the large pneumatic tyres, you can easily get through the garden **without damaging it.**

## B13-90

The **Jo Beu B13-90** is a compact, handy, robust professional stumpgrinder.

With its **13 HP** strong Honda GX390 engine equipped with a **cyclone filter** you have the perfect power to easily handle a working width of 90cm (35.43 In)!

The control knob on the handlebar allows you to move the **handlebar up and down electrically** while milling without letting go of the handlebar.

A large rubber mudguard protects the machine operator from flying wood chips and shavings.

## B24-100

The powerful 2 cylinder **Honda GX690** engine with 24 hp cut away a stump **45cm** (17.71 In) deep with a working width of **100cm** (39.37 In) in no time. The grinding arm is moved hydraulically left and right from the control console. The grinding disc is equipped with eight rotating Greenteeth® grindteeth and rotates at a speed of 2950 rpm, 16.350 impacts per minute on the stump.

The operating handlebar can also be folded completely forward to make the unit more compact during transport or storage.



Ø MAX. WORKING WIDTH 90 CM (35.43 IN)

B13-90



Ø MAX. WORKING WIDTH 100 CM (39.37 IN)

B24-100



## B31-110 STUMPGRINDER

## B37-110 STUMPGRINDER

## B37-110RC STUMPGRINDER



# FULL AUTOMATIC STUMPGRINDER

## B31-110

Remarkable about these unique machines is that they work fully automatic. After setting the desired working width according to the stump, the milling arm automatically swings from left to right and drops 2,5cm (1 In) on its own. The operator only has to hold the deadman's handle and evaluate the work. Working even more ergonomically is not possible!

The Jo Beu B31-110 is a **fully automatic stumpgrinder** that offers the user the greatest ergonomics. The machine is driven to the stump, and the working width is adjusted in order to cut away the stump perfectly and without loss of time. This distance can easily be adjusted during the grinding process itself. After switching on the grind wheel, the 'automatic' function can be activated and the machine can do the heavy work.

### UNIQUE, MORE UNIQUE, MOST UNIQUE!

A machine is very often a reflection of the buyer himself. Anyone who opts for power, speed, ergonomics, safety & compactness chooses a Jo Beu!

## B37-110

The 74cm (29.13 In) narrow machine of which each track is separately controllable, comes through every door or gate. The crawler carriage effortlessly makes its way through rougher terrain such as woods, railway verges & vineyards. The Jo Beau's have a low centre of gravity, which contributes to increased mobility and stability!

On the Jo Beu B37-110 we find the **37 HP EFI Vanguard** engine (Electric Fuel Injection). The most striking differences with the B31-110 are the **double working speed**, a more powerful ecological motor & a specially developed grind disc 'GrinDisc™', equipped with 12 Greenteeth 900 series grindteeth.

### TRANSPORT

The operating handlebar can be rotated 90° to the left and right. This gives you a good overview of the stump and the grinding wheel during grinding. The grinder arm can be moved back and forth fully automatically or manually, hydraulically. It can be set completely upright as well. In this way, the stump grinder can be transformed into an incredibly short machine with a length of 164cm (64.50 In). Ideal for transport or storage.

On the B37-110, the user chooses - depending on the hardness of the stump - to automatically lower the grind disc by 2,5cm (1 In) on both the left and right. This makes the working speed unseen on a machine of its category!

### WIRELESS RADIO CONTROL

The B37-110 can also be equipped with a radio control. Jo Beu chose to work with the renowned brand Scanreco®. Thanks to the proportional valves and the choice of four driving speeds, you can steer the machine in a very controlled way. All manual functions can be activated on the console of the B37-110. The radio control is very ergonomic and also the automatic functions can be switched on and off. This ensures an unprecedented ease of use!

## B37-110RC

RC stands for 'Radio Control' and that is, to put it mildly, a great added value! You can manoeuvre up to the mm/inch to pass narrow passages effortlessly. Thanks to the RC, there is no more vibration and you have good visibility of the work. You can move freely around the stump and adjust settings at the right time.



VANGUARD  
**EFI**  
ELECTRONIC FUEL INJECTION



Ø MAX. WORKING  
WIDTH 110 CM (43.30 IN)



B31-110



B37-110

# JO BEAU SCARIFIER

## THE JO BEAU SCARIFIER: HOW TO PROCEED!

The Jo Beau scarifier is sturdy, compact and manoeuvrable thanks to its swivel castors. The great advantage of this is that you do not have to lift the machine, as the scarifier simply drives around its axis.

In addition, the scarifier is easy to store and transport: its handlebars can be completely folded over, making it fit perfectly in your car case and taking up minimal storage space.

In addition, the knife shaft can also be disassembled very easily. This knife shaft is positioned between the two front wheels and therefore follows the slope of the terrain without damaging the lawn. Finally, the robust Jo Beau scarifier is equipped with a sturdy steel chassis, wheel scrapers and high-quality aluminium wheels.

## A SCARIFIER FROM JO BEAU: YOU CAN COUNT ON IT!

- Unseen quality
- Optimum manoeuvrability thanks to swivel castors
- Dismountable and up to 4 times rotatable Greenknives®
- Available with fixed or loose blades
- Extremely compact
- Ideal for rental companies
- Inhouse design and production
- CE-certified

Do you have any questions? Contact us now! Our specialists will be happy to help you!



Thanks to his innovative attitude, Jo Beau brings out new products in his range every year. This is how the unique V460 came into being. The scarifier is equipped with our patented Greenknives® scarifier blades. This robust scarifier with its Jo Beau pro-scarifier technology™ is extremely user-friendly and can be personalised according to your needs and wishes. An indispensable element in your machinery as a garden contractor or rental company!

### KEEP YOUR LAWN HEALTHY WITH THE JO BEAU SCARIFIER!

When mowing grass, a large part of the clippings always remains on the lawn. This layer, consisting of dead grass, leaves, moss and felt, becomes thicker and harder over time, which ultimately means that air can no longer reach the grass roots and your grass will therefore grow less well.

The Jo Beau scarifier helps get rid of this problem even before this damaging layer can become thick and hard. The scarifier removes this layer of felt from the lawn, giving the grass roots back access to the necessary air, water and nutrients.



# V460 SCARIFIER



## TURF SCARIFIER

### MAXIMUM MANOEUVRABILITY!

Airing the lawn once or twice a year at most. All gardens then have to be scarified in a very short period of time. Then you can do this better with a solid and reliable machine, such as the Jo Beau 'pro-scarifier'.

Only on the Jo Beau scarifier are swivel castors provided, these ensure maximum manoeuvrability. You drive perfectly around trees, along flower beds or fixed garden ornaments without lifting the machine!

### HEIGHT-DEPTH CONTROL

The depth control of the machine can be adjusted with one lever.

Large alu wheels, wheel scrapers, a rubber mudguard, ergonomic height adjustment and depth adjustment of the knives as a folding handle are some technical features that are characteristic of the Jo Beau scarifier.

### GREENKNIVES®

The revolutionary **Greenknives®** patented by **Jo Beau®** guarantee an unseen working time. By simply turning the knives a quarter turn, it is no longer necessary to dismantle the knife shaft to replace the knives. This saves time and working hours. The **Greenknives®** are available in a fixed or separate version. The knives are spiral mounted to avoid simultaneous contact with the lawn.

## V460

Professional gardeners and rental companies looking for a high quality, ergonomic scarifier bring a top machine into their home with the Jo Beau V460.

Compact, strong steel construction, foldable handle, ergonomic castors and knives with a very long service life must be convincing assets.

The blade housing, made of durable steel, guarantees both the durability and safety of the operator and bystanders.



WORKING WIDTH  
46 CM (18.11 IN)



V460

# TECHNICAL SHEET WOODCHIPPERS

PERFORMANCE	M200	E200	M300	E300	T300	R300	H300	W300
Max. recommended diameter	60 mm	60 mm	80 mm	80 mm	80 mm	80 mm	80 mm	80 mm
Capacity chips (average)	2,5 m <sup>3</sup> /h	2,5 m <sup>3</sup> /h	5 m <sup>3</sup> /h	5 m <sup>3</sup> /h	5 m <sup>3</sup> /h	5 m <sup>3</sup> /h	5 m <sup>3</sup> /h	5 m <sup>3</sup> /h
Processing speed (average)	25m/min	25m/min	25m/min	25m/min	25m/min	25m/min	25m/min	25m/min

## ENGINE

Drive	Petrol engine	Electric engine	Petrol engine	Electric engine	PTO shaft tractor	Single-axis	Hydraulic	PTO shaft Walker mower
Brand & type	Honda GX270 1 cyl. 4-stroke	3x400V / 3x230V	Honda GX390 1 cyl. 4-stroke	3x400V / 3x230V	/	/	/	/
Power	6,3 kW (9 Hp)	5,5 kW	8,7 kW (13 Hp)	11 kW	Min. 16 Hp - max. 30 Hp	Min. 16 Hp	Min. 16 Hp (L x BAR / 450 = Hp)	Min. 16 Hp
Consumption	3,6 L/h	400 V/3~ 50 Hz - 10.5 A	3,5 L/h	400 V/3~ 50 Hz - 20.2 A	/	/	/	/
Noise level Lw(A)	110 dB(A)	/	115 dB(A)	/	/	/	/	/
RPM	3600	/	3600	/	540 - 750	/	/	/

## DESIGN

Dimensions (LxWxH mm)	1780 x 620 x 1140	1780 x 620 x 1140	1820 x 720 x 1260	1820 x 720 x 1260	1470 x 690 x 1290	1280 x 660 x 1340	1470 x 690 x 1290	1470 x 960 x 1100
Feed height	810 mm	810 mm	790 mm	790 mm	790 mm	800 mm	840 mm	890 mm
Weight	105 kg	128 kg	145 kg	169 kg	169 kg	135 kg	175 kg	110 kg
Chipper Technology	Jo Beau® drumtechnology™	Jo Beau® drumtechnology™	Jo Beau® drumtechnology™	Jo Beau® drumtechnology™	Jo Beau® drumtechnology™	Jo Beau® drumtechnology™	Jo Beau® drumtechnology™	Jo Beau® drumtechnology™
Chassis / Infeed hopper / Ejector chute	Powder-coated steel	Powder-coated steel	Powder-coated steel	Powder-coated steel	Powder-coated steel	Powder-coated steel	Powder-coated steel	Powder-coated steel
Knives	2 hardened, reversable blades	2 hardened, reversable blades	2 hardened, reversable blades	2 hardened, reversable blades	2 hardened, reversable blades	2 hardened, reversable blades	2 hardened, reversable blades	2 hardened, reversable blades
Counter blade	1 (4x reversable)	1 (4x reversable)	1 (4x reversable)	1 (4x reversable)	1 (4x reversable)	1 (4x reversable)	1 (4x reversable)	1 (4x reversable)
Drum transmission	Industrial v-belt	Industrial v-belt	Double industrial v-belt	Double industrial v-belt	Double industrial v-belt	Double industrial v-belt	Double industrial v-belt	Gearbox
Feed intake opening (LxW)	490 x 490 mm	490 x 490 mm	590 x 520 mm	590 x 520 mm	590 x 520 mm	590 x 520 mm	590 x 520 mm	590 x 520 mm
Drive traction	/	/	/	/	/	/	/	/
Fuel supply	/	/	/	/	/	/	/	/
Brakes	/	/	/	/	/	/	/	/

# TECHNICAL SHEET WOODCHIPPERS

PERFORMANCE	M400	M400 HIGHWAY	M500	T500	H500
Max. recommended diameter	100 mm	100 mm	120 mm	140 mm	140 mm
Capacity chips (average)	8,33 m <sup>3</sup> /h	8,33 m <sup>3</sup> /h	8,33 m <sup>3</sup> /h	8,33 m <sup>3</sup> /h	8,33 m <sup>3</sup> /h
Processing speed (average)	25m/min	25 m/min	25m/min	25m/min	25m/min

## ENGINE

Drive	Petrol engine	Petrol engine	Petrol engine	PTO shaft tractor	Hydraulic
Brand & type	Honda GX630 2 cyl. 4-stroke	Honda GX630 2 cyl. 4-stroke	Honda iGX800 2 cyl. 4-stroke	/	/
Power	15,5 kW (20 Hp)	15,5 kW (20 Hp)	18,6 kW (24,9 Hp)	Min. 30 Hp - max. 50 Hp	Min. 24 Hp (L x BAR / 450 = Hp)
Consumption	6 L/h	6 L/h	7,1 L/h	/	/
Noise level Lw(A)	116 dB(A)	116 dB(A)	108 dB(A)	/	/
RPM	3600	/	3600	540 - 750	/

## DESIGN

Dimensions (LxWxH mm)	2080 x 720 x 1400	2540 x 1480 x 1685 (incl trailer)	2020 x 720 x 1450	1300 x 890 x 1620	1300 x 890 x 1620
Feed height	880 mm	1165 mm (trailer level)	850 mm	830 mm	830 mm
Weight	220 kg	325 kg (incl trailer / gross tonnage 750kg)	315 kg	240 kg	302 kg
Chipper Technology	Jo Beau® drumtechnology™	Jo Beau® drumtechnology™	Jo Beau® drumtechnology™	Jo Beau® drumtechnology™	Jo Beau® drumtechnology™
Chassis / Infeed hopper / Ejector chute	Powder-coated steel	Powder-coated steel	Powder-coated steel	Powder-coated steel	Powder-coated steel
Knives	2 hardened, reversable blades	2 hardened, reversable blades	2 hardened, reversable blades	2 hardened, reversable blades	2 hardened, reversable blades
Counter blade	1 (4x reversable)	1 (4x reversable)	1 (4x reversable)	1 (4x reversable)	1 (4x reversable)
Drum transmission	Double industrial v-belt	Double industrial v-belt	Triple industrial V-belt	Double industrial v-belt	Double industrial v-belt
Feed intake opening (LxW)	690 x 520 mm	690 x 520 mm	660 x 520 mm	790 x 520 mm	790 x 520 mm
Drive traction	/	Trailer	Hydrostatic > 0-3,5 km/h	/	/
Fuel supply	Removable metal jerrycan 10L	Removable metal jerrycan 10L	Removable metal jerrycan 20L	/	/
Brakes	Manual	Trailer	Hydrostatic	/	/



# TECHNICAL SHEET WOODCHIPPERS

OPTIONS	M200	E200	M300	E300	T300	R300	H300	W300	M400	M400 HIGHWAY	M500	T500	H500
Hour meter	✓		✓										
Protection guards	✓	✓	✓	✓	✓	✓	✓		✓	✓	✓	✓	✓
Detachable piece chute	✓	✓	✓	✓	✓	✓	✓		✓	✓	✓	✓	✓
Lifting eye-kit	✓	✓	✓	✓									
Front swivel wheel	✓	✓	✓	✓									
Pullbar	✓	✓	✓	✓									
Leakproof tires	✓	✓	✓	✓					✓				
Rotating chute			✓	✓	✓	✓	✓						
High rotating chute			✓	✓	✓	✓	✓		✓	✓	✓	✓	✓
Liftingbar			✓	✓									
Conversion kit tracked base			✓										
Lifting kit trailer					✓							✓	
Leakproof swivel tires									✓		✓		
Work light set - LED									✓	✓	✓		
Double wheels											✓		



Hour meter



Protection guards



Detachable piece chute



Lifting eye-kit



Front swivel wheel



Pullbar



Leakproof tires



Rotating chute



High rotating chute



Liftingbar



Conversion kit tracked base



Lifting kit trailer



Leakproof swivel tires



Work light set



Double wheels

# TECHNICAL SHEET STUMPGRINDERS

PERFORMANCE	B13-90	B24-100	B31-110	B37-110(RC)
Max. working width	900 mm	1000 mm	1100 mm	1100 mm
Max. grinding depth	350 - 400 mm	450 mm	500 mm	500 mm
Max. grinding height	350 - 400 mm	350 mm	500 mm	500 mm
Control	Manual	Semi-automatic	Full-automatic	Full-automatic

## ENGINE

Drive	Petrol engine	Petrol engine	Petrol engine	Petrol engine - EFI (electric fuel injection)
Brand & type	Honda GX390 1 cyl. 4-stroke	Honda GX690 2 cyl. 4-stroke	B&S Vanguard - 2 cyl. 4-stroke	B&S Vanguard - 2 cyl. 4-stroke
Power	8,7 kW (13 Hp)	16,5 kW (24 Hp)	23,1 kW (31 Hp)	27,6 kW (37 Hp)
Consumption	3,5 L/h	6,7 L/h	8,9 L/h	8,9 L/h
Noise level Lw(A)	100 dB(A)	106 dB(A)	105 dB(A)	105 dB(A)
RPM	3600	3600	3600	3600

## DESIGN

Dimensions (LxWxH)	2100 x 770 x 1200	2340 x 640 x 1050 (1080 mm wide incl double wheels)	1900 x 740 x 1500	1900 x 740 x 1500
Weight	155 kg	330 kg	610 kg	610 kg
Drive traction	/	Hydraulic > 0-3 km/h	Hydraulic > 0-1,5 km/h	Hydraulic > 0-1,5 km/h
Fuel supply	/	Removable metal jerrycan 10L	Removable metal jerrycan 20L	Removable metal jerrycan 20L
Brakes	Two independent brakes	Hydraulic	Option	Option
Chassis	Powder-coated steel	Powder-coated steel	Powder-coated steel	Powder-coated steel
Grinding Technology	Jo Beau® grindertechnology™	Jo Beau® grindertechnology™	Jo Beau® grindertechnology™	Jo Beau® grindertechnology™
Grindteeth	Greenteeth® 700, 8 pcs	Greenteeth® 700, 8 pcs	Greenteeth® 700, 12 pcs	Greenteeth® 700, 12 pcs
Grindwheel diameter	340 mm	420 mm	420 mm	475 mm
Disc transmission	Industrial Powerbelt	Double industrial V-belt	Triple industrial V-belt	Triple industrial V-belt
Foldable and height-adjustable handlebar	Standard	Standard - electric	Standard - left-right	Standard - left-right

# TECHNICAL SHEET SCARIFIERS

PERFORMANCE	V460
Working width	460 mm
Working depth	Max. 10 mm

## ENGINE

Drive	Petrol engine
Brand & type	Honda GX200 1 cyl. 4-stroke
Power	4 Kw (5,5 Hp)
Consumption	1,7 L/h
Noise level Lw(A)	92 dB(A)
RPM	3600

## DESIGN

Dimensions (LxWxH mm)	1210 x 790 x 970
Weight	59 kg
Scarifier Technology	Jo Beau® scarifytechnology™
Chassis	Powder-coated steel
Knives	Greenknives® - 4 times rotatable
Fixe knives (number / thickness)	21 / 3 mm
Moveable knives (number / thickness)	21 / 3 mm
Knife transmission	Double industrial v-belt
Foldable handlebar	Standard

# TECHNICAL SHEET STUMPGRINDERS

OPTIONS	B13-90	B24-100	B31-110	B37-110(RC)
Hour meter	✓			
Protection guard	✓	✓	✓	✓
Pullbar	✓			
Leakproof tires	✓			
Mudguards	✓		✓	✓
Work light set - LED		✓	✓	✓
Double wheels		✓		
Scraperplate			✓	✓
Brakes			✓	✓

# TECHNICAL SHEET SCARIFIERS

OPTIONS	V460
Hour meter	✓
Wheel fixation bar	✓



Hour meter



Protection guard



Pullbar



Leakproof tires



Mudguards



Work light set



Double wheels



Mudguards



Scraperplate



Wheel fixation bar



# DOUBLE YOUR WARRANTY PERIOD

Everyone knows the Jo Beau machines in the typical yellow Jo Beau colour. We thought it was time to give our machines a facelift while optimising them. Jo Beau gave his professional line of wood chippers a new reinforced design, the 'Next Generation'. That is why Jo Beau offers you, as a customer, the opportunity to double your standard warranty period by simply registering your machine online.

## REGISTER!

Ensure your warranty entitlement by registering your new device before its first use. This can be done on our website or by filling in the form in the manual and emailing or faxing us. For more information, please contact us at [info@jobeau.eu](mailto:info@jobeau.eu).

## THE FOUR PILLARS!

- Higher performance
- Reinforced construction
- Even better ergonomics
- Design 2020

## WARRANTY TERMS AND CONDITIONS!

Jo Beau strongly believes in his own products and as a customer you benefit from that. The 'guarantee conditions' have therefore been modified. Just by registering your new Jo Beau Next Generation machine, Jo Beau doubles your warranty period free of charge! For professionals, the warranty period increases from 1 year to 3 years. For rental companies the warranty period goes from half a year to one year. For private users, Jo Beau even goes from 2 to 4 years.

Jo Beau **DOUBLES** your warranty up to\*:

Private	Professional	Rental**	<b>YEAR</b> <b>WARRANTY</b>  <b>JO BEAU</b>
			

\*No machinegarantie - Après l'enregistrement de la machine - After machine registration - Nach der Maschinenregistrierung  
 \*\*01 max 100 heures - Or jusqu'à 100 heures de fonctionnement - Or up to 100 operating hours - Oder bis zu 100 Betriebsstunden

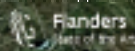
A demo at your place? Contact an authorised **Jo Beau®** dealer or surf to [www.jobeau.eu](http://www.jobeau.eu)

Your distributor :



@jo\_beau\_products  
#jobeau #greatinnature

Developed with the support of:



© 2022 Jo Beau products by  
All rights reserved